





TLX TYPE-S BYPASS VALVE (BPV)

TOOLS REQUIRED

Deep M8 Socket
Ratchet
Needlenose Pliers

MATERIALS REQUIRED

1 Disconnect the vacuum line.	2 Using the 8mm socket, remove the bolts securing the stock bypass valve. Remove stock unit.	3 Install the provided vacuum line on the Boomba Racing Bypass Valve and secure the hose clamp. Align the bypass valve with the mounting points.	4 Align the bypass valve with the mounting points and snug down the OEM mounting bolts.
			
5 Mount vacuum line and secure hose clamp. All done!			
