




HYUNDAI/KIA V1 MOTOR MOUNT

TOOLS REQUIRED

M10 socket wrench
M14 socket wrench
M17 socket wrench
M18 socket wrench
M17 box wrench
M18 box wrench
Flat screw driver

MATERIALS REQUIRED

1	Remove the undertray.	2	Remove the mounting screws. Remove OEM motor mount.	3	Prepare the Boomba Racing motor mount kit.	4	Install the motor mount adaptor to the frame. Don not tighten the mounting screws.
							
5	Install the motor mount. Insert the mounting screws.	6	Install and hand tighten the nuts.	7	Tighten all of the mounting screws.	8	Reinstall the undertray.
