

CIVIC 11G









SHIFTER PLATE

TOOLS REQUIRED

M10 socket wrench
4 MM allen wrench
Flat screw driver
Pliers
Small hammer

MATERIALS REQUIRED

None

1	Disconnect the battery terminals and remove the battery holder.	2	Remove the remove the battery tray.
			
5	Prepare the Boomba Racing shifter plate assembly for installation	6	Make sure that the shifter cable adaptor's bolts are threaded into the adaptor.
			
9	Reinstall the battery tray.	10	Reinstall the battery. Reconnect the battery terminals.
