





# FORD BRONCO 2.3L EB BOV ADAPTOR V2

## TOOLS REQUIRED

Ratchet  
E5 Socket  
Deep 10mm Socket

## MATERIALS REQUIRED

1	Disconnect wire harness.	2	Using the E5 socket, remove the three bolts securing the factory bypass valve.	3	Align the Boomba Racing Blow Off Valve Adaptor and place the stock bypass valve on top.	4	Secure the assembly with the new provided hardware.
							
5	Reconnect the wire harness. All done!						
